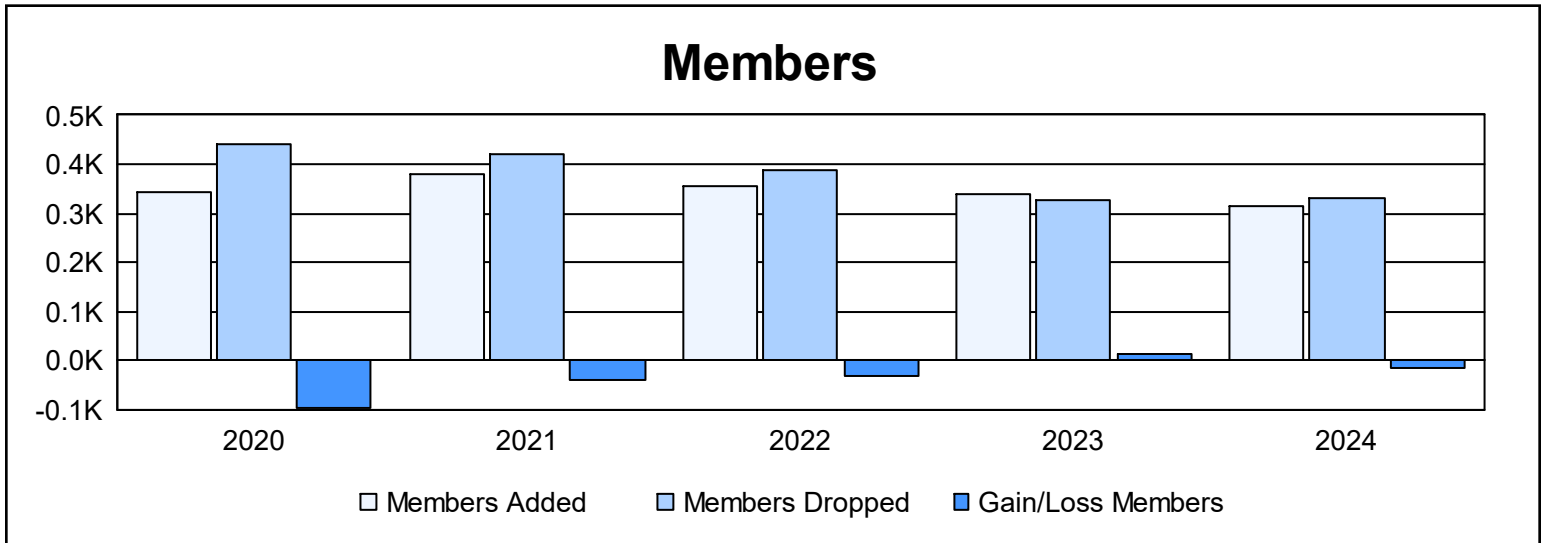
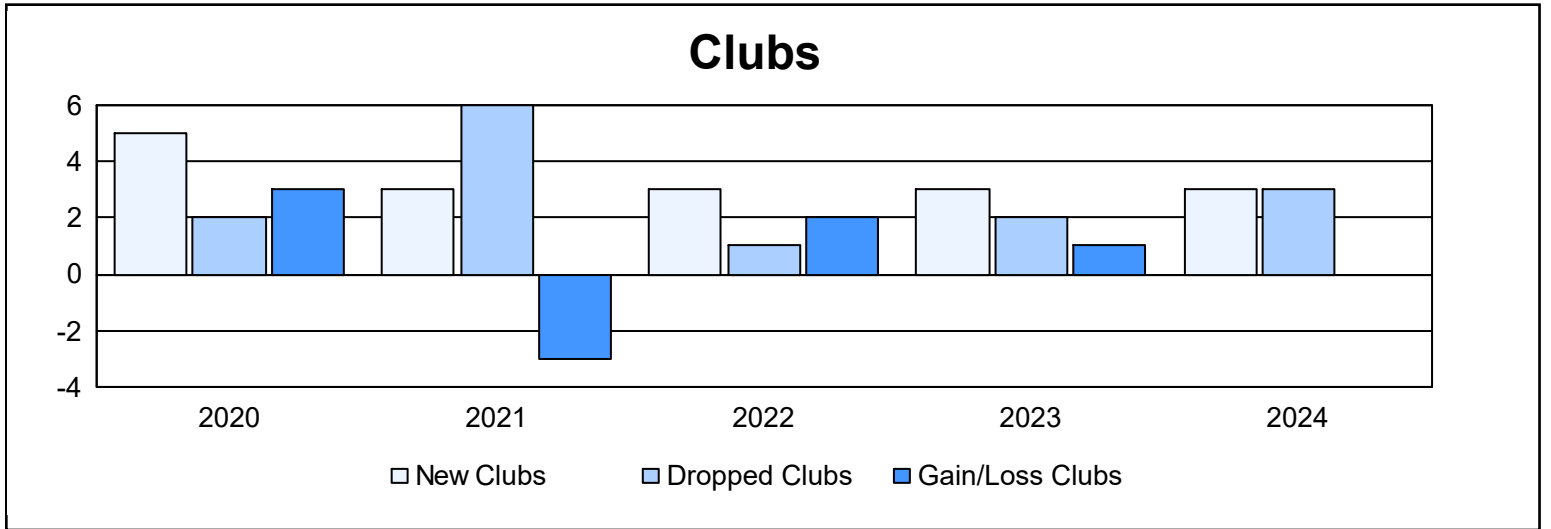
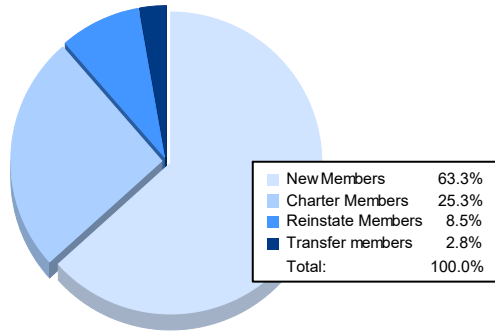


Year	New Clubs	Dropped Clubs	Gain/ Loss Clubs	New Members	Charter Members	Reinstate Members	Transfer Members	Total Member Added	Total Members Dropped	Gain/ Loss Members
2019-2020	5	2	3	176	141	11	14	342	440	-98
2020-2021	3	6	-3	266	81	26	8	381	421	-40
2021-2022	3	1	2	242	89	16	8	355	387	-32
2022-2023	3	2	1	208	101	25	6	340	325	15
2023-2024	3	3	0	200	80	27	9	316	332	-16
<b>Average</b>	<b>3</b>	<b>3</b>	<b>1</b>	<b>218</b>	<b>98</b>	<b>21</b>	<b>9</b>	<b>347</b>	<b>381</b>	<b>-34</b>



### Membership Composition June 2024 Cumulative



### Gender Composition June 2024 Cumulative

